



# UpperCrust Wealth Fund

## PMS Factsheet

Multicap: Core and Satellite

September 2024

**moat**  
*Investments, Simplified!*

# UpperCrust Wealth Fund

## Fund Objective

Our investment philosophy is long-term and focused. We seek to own only stocks that will compound in value over the years, and accordingly, we have to be very careful about the stocks we pick. We believe, so does Warren Buffett that, "We do not have a good investment idea every day, or indeed, not even every year". Our aim is to invest in high-quality businesses that can sustain a high return on operating capital employed that is greater than the economic profits of the country and we avoid companies that need leverage to buy growth inexpensive price.

## Our Strategy Pillars



**Excellent Capital  
Allocators**



**Sustainable Strong  
MOATs**

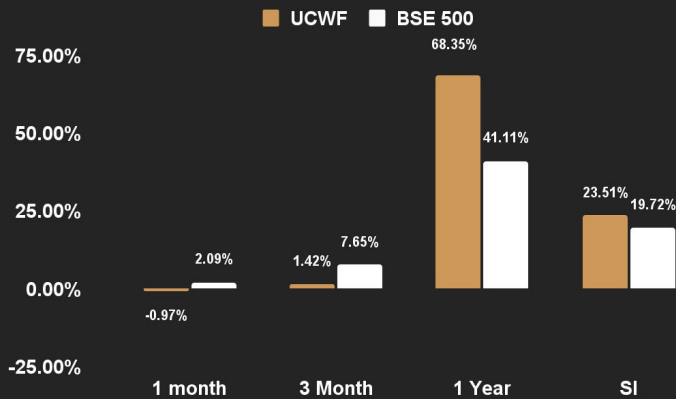


**Portfolio Construction  
& Risk Management**

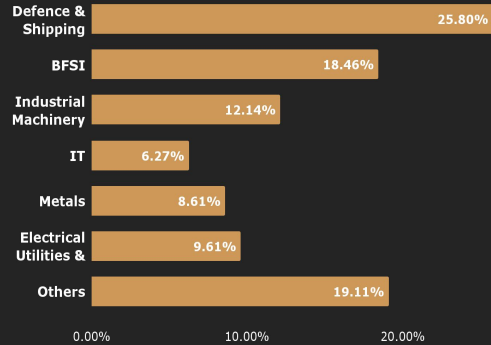
## Fund Details

<b>Co-Portfolio Manager</b>	<b>Mr. Manish Shah</b>
<b>Portfolio Name</b>	UpperCrust Wealth Fund
<b>Inception Date</b>	20 January, 2022
<b>Benchmark</b>	S&P BSE 500 TRI
<b>Investment Style</b>	Core and Satellite (Value-Growth Fund)
<b>Custodian</b>	Orbis
<b>Banker</b>	IndusInd Bank
<b>AMC Name</b>	Moat Financial Services
<b>SEBI Reg. No.</b>	INP000004482
<b>Total No. Of Subscribers</b>	58

## UCWF Vs BSE 500



## Sector Allocation



## Top Gainers Since Inception

HITACHI ENERGY INDIA LTD.

TATA STEEL LTD.

GRAVITA INDIA LTD.

MAZAGON DOCK SHIPBUILDERS LTD.

COCHIN SHIPYARD LTD.

## Top 5 Holdings

POWER FINANCE CORPORATION LTD.

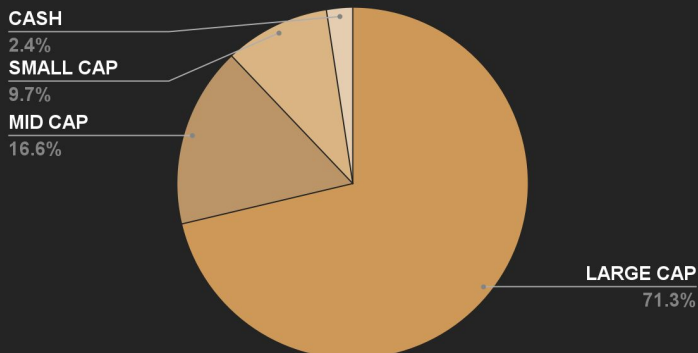
HINDUSTAN AERONAUTICS LTD.

BHARAT ELECTRONICS LTD.

MAZAGON DOCK SHIPBUILDERS LTD.

TATA INVESTMENT CORPORATION LTD.

## Capital Allocation



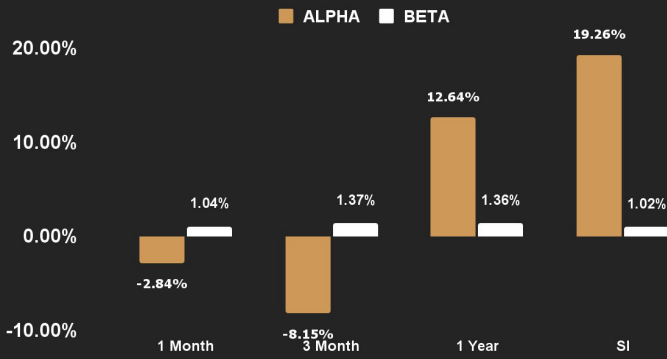
## Key Metrics

Standard Deviation	15.33%
Average Churn	27.78%
Stock Universe	127
Dividend Yield	1.02%
Average Market Cap.	106799.87 Cr
Average PE	48.64

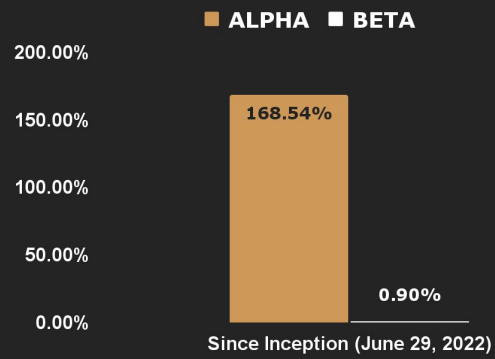
NOTE: Data as on Sep 30, 2024

All returns are Net of fees and expenses (TWRR). Since inception returns are annualized; other time period returns are HPR. All data points shared are since inception or otherwise mentioned

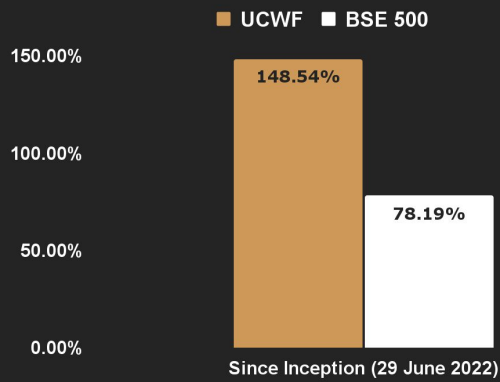
## UCWF Alpha vs Beta



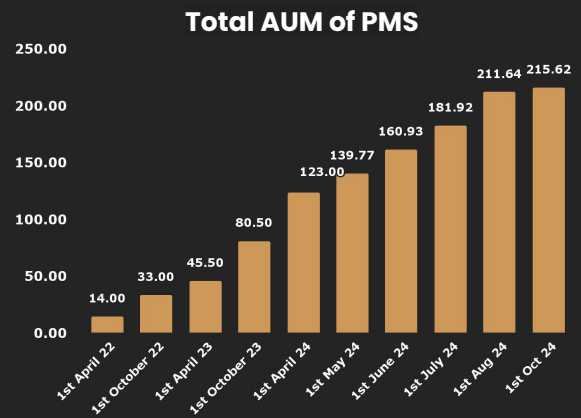
## Best Performing Alpha vs Beta



## Best Performing Portfolio



## PMS AUM Growth (in Cr)



## UCWF Investment Committee

**Durgesh Pandya**  
(Strategist)

**Manish Shah**  
(Thinker)

**Yash Joshi**  
(Innovator)

**Bijal Mehta**  
(Specialist)

**Biju John**  
(Enabler)

**Sagar Lele**  
(Investigator)



**NOTE: Data as on Sep 30, 2024**

All returns are Net of fees and expenses (TWRR). Since inception returns are annualized; other time period returns are HPR. All data points shared are since inception or otherwise mentioned

## Disclaimer

- Clients and Prospective Clients are expected to take into consideration all the risk factors including financial conditions, Risk-Return profile, tax consequences, etc.
- Clients and Prospective Clients should understand that the past performance or name of the portfolio or any similar product do not in any manner indicate surety of performance of such product or portfolio in the future.
- Clients and Prospective Clients further understand that all such products are subject to various Market Risks, Settlement Risks, Economical Risks, Political Risks, Business Risks, and Financial Risks etc. Clients and Prospective Clients are expected to thoroughly go through the terms of the arrangements / agreements and understand in detail the Risk-Return profile of any security or product of Moat Financial Services Pvt. Ltd. or any other service provider before making any investment.
- Clients and Prospective Clients should also take professional / legal /tax advice before making any decision of investing or disinvesting. Moat Financial Services Pvt. Ltd. may have financial or other business interests that may adversely affect the objectivity of the views contained in this Document.
- Moat Financial does not guarantee the future performance or any level of performance relating to any products of Moat Financial or any other third party service provider. Investment in any product including mutual fund or in the product of third party service provider does not provide any assurance or guarantee that the objectives of the product are specifically achieved. Moat Financial shall not be liable to client for any losses that clients may suffer on account of any investment or disinvestment decision based on the communication or information or recommendation received from Moat Financial on any product. Further Moat Financial shall not be liable for any loss which may have arisen by wrong or misleading instructions given by clients whether orally or in writing.
- Data shown in past performance is as uploaded on SEBI website. Individual performance would differ as per joining date.
- This document is neither been approved nor disapproved by SEBI, nor has SEBI certified the accuracy or adequacy of the contents of the Document.



## Get in touch with us!



**UpperCrust Wealth Pvt. Ltd.**  
316-320 Pancham icon, Besides  
Dmart, Vasna, Vadodara - 390007

**Moat Financial Services Pvt. Ltd.**  
Room No: 3-I, 3rd Floor, National Pearl  
Star,Edappally, Kochi, Kerala 682024



+91 81411 22322

+91 98951 19714



mail@uppercrustwealth.com

pms@moatindia.com

**CIN  
Number**

U67100GJ2021PTC122268

**SEBI PMS Regn: INP000004482**