

Moderate Compounders Fund

Value-Growth oriented PMS

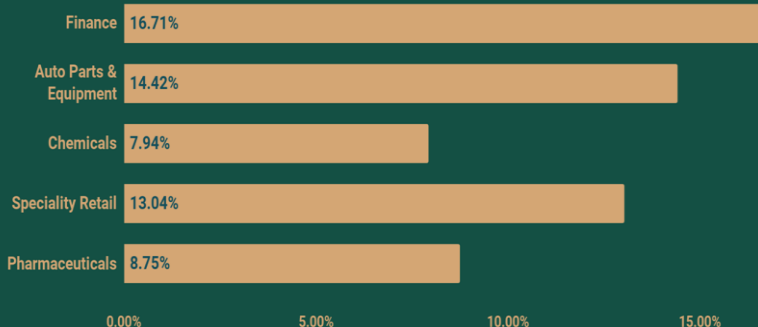
Objective

We intend to achieve capital appreciation by following a blend of value and growth investing. Our investment approach is to identify superior compounding growth stories which have the potential to deliver in the long-run. We are always on the lookout for high-quality, resilient, relatively smaller players in their respective industry (like market leader, near market leader) who have the ability to grow even bigger in the coming future. We believe in safeguarding our client's capital. If we are stumped on an investment plan, we rather prefer sitting on cash rather than risking a permanent loss of capital.

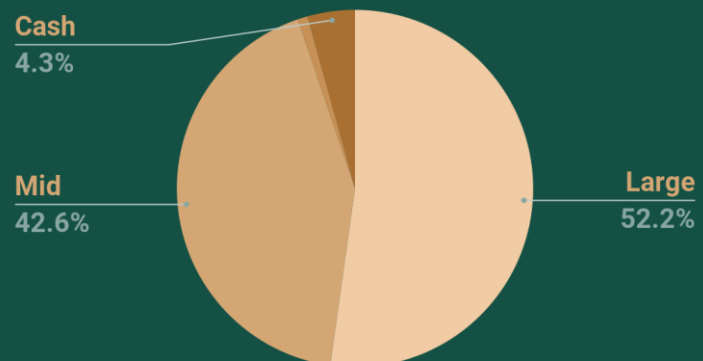
| | | | |
|-----------------|-------------------------|--------------------|------------------|
| PMS | Moat Financial Services | Custodian | Orbis |
| SEBI Reg. No. | INP000004482 | Reporting | Month End |
| Portfolio name | Moderate Compounders | MD & CEO | Mr. Biju John |
| Inception Date | 12-November-2013 | Compliance Officer | Mr. Fazal Hameed |
| Category | Multi-Cap | Principal Officer | Mr. Sudheesh M |
| Benchmark | BSE 500 TRI | | |
| Min. Investment | INR 50,00,000 | | |

Sector Allocation

Sector Allocation



Cap Allocation



Moderate Compounders Fund

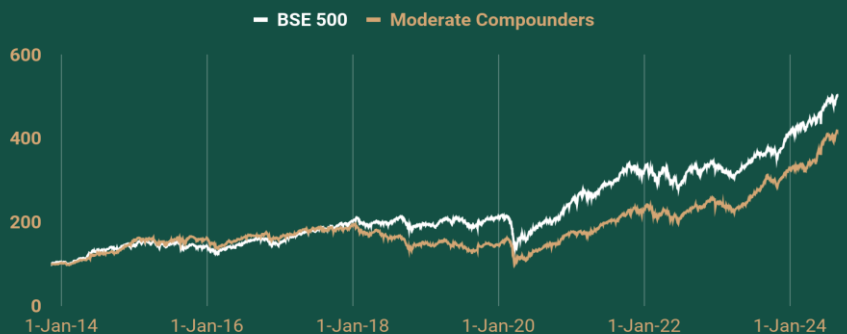
Value-Growth oriented PMS

Top Holdings

| |
|-----------------------------|
| TRENT LTD. |
| CRISIL LTD. |
| GARWARE HI-TECH FILMS LTD. |
| ENDURANCE TECHNOLOGIES LTD. |
| KOTAK MAHINDRA BANK LTD. |

Moderate Compounders vs BSE 500

BSE 500 NAV and Moderate Compounders



Key Metrics

| | |
|--------------------|--------|
| Beta | 0.81 |
| Standard Deviation | 16.03% |
| BSE 500 Std. Dev. | 16.17% |
| Jensen's Alpha | NIL |
| Sharpe Ratio | 2.51 |

Returns

| Returns | 1 Month | 3 Month | 6 Month | 1 Year | SI |
|-------------|---------|---------|---------|--------|--------|
| Moderate | 2.44% | 13.24% | 25.28% | 40.03% | 14.18% |
| BSE 500 TRI | 0.96% | 12.88% | 18.75% | 41.14% | 17.69% |
| XIRR | 2.41% | 13.04% | 24.57% | 40.10% | 8.87% |

NOTE: Data as on 31st August, 2024. All returns are gross of fees and expenses (TWRR). #Since inception returns are annualized; other time period returns are HPR. All data points shared are since inception or otherwise mentioned.

Disclaimer

- Clients and Prospective Clients are expected to take into consideration all the risk factors including financial conditions, Risk-Return profile, tax consequences, etc.
- Clients and Prospective Clients should understand that the past performance or name of the portfolio or any similar product do not in any manner indicate surety of performance of such product or portfolio in the future.
- Clients and Prospective Clients further understand that all such products are subject to various Market Risks, Settlement Risks, Economical Risks, Political Risks, Business Risks, and Financial Risks etc. Clients and Prospective Clients are expected to thoroughly go through the terms of the arrangements / agreements and understand in detail the Risk-Return profile of any security or product of Moat Financial Services Pvt. Ltd. or any other service provider before making any investment.
- Clients and Prospective Clients should also take professional / legal / tax advice before making any decision of investing or disinvesting. Moat Financial Services Pvt. Ltd. may have financial or other business interests that may adversely affect the objectivity of the views contained in this Document.
- Moat Financial does not guarantee the future performance or any level of performance relating to any products of Moat Financial or any other third party service provider. Investment in any product including mutual fund or in the product of third party service provider does not provide any assurance or guarantee that the objectives of the product are specifically achieved. Moat Financial shall not be liable to client for any losses that clients may suffer on account of any investment or disinvestment decision based on the communication or information or recommendation received from Moat Financial on any product. Further Moat Financial shall not be liable for any loss which may have arisen by wrong or misleading instructions given by clients whether orally or in writing.
- Data shown in past performance is as uploaded on SEBI website. Individual performance would differ as per joining date.
- This document is neither been approved nor disapproved by SEBI, nor has SEBI certified the accuracy or adequacy of the contents of the Document.