

Emerging Moat

VALUE GROWTH ORIENTED FUND

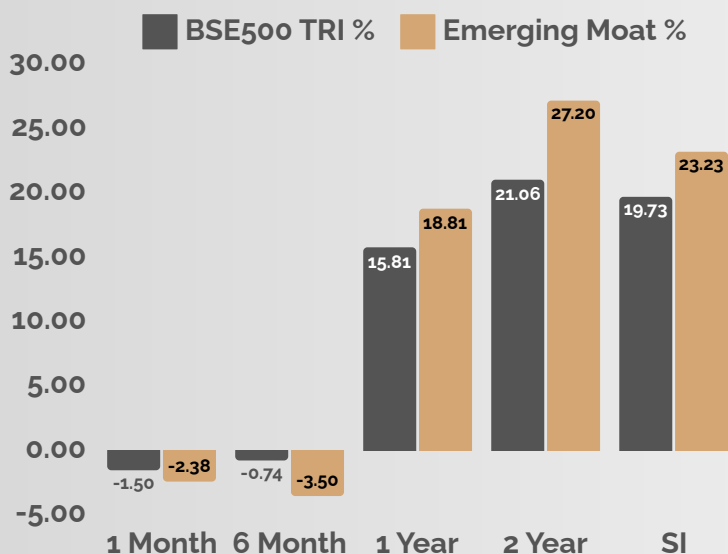
Objective

Emerging Moat is a high-growth, aggressive investment scheme aimed at delivering substantial annual returns through a strategic focus on equities with exceptional growth potential. Designed for investors with a high-risk tolerance, the scheme targets long-term capital appreciation by investing in "Going-to-be-Great Companies" within emerging sectors poised for significant expansion. It is crafted for those seeking to build wealth through calculated risks and well-informed investment decisions, combining ambition with strategy to maximize growth potential over the long term.

Benchmark	BSE500 TRI
SEBI Reg. No	INP000004482
Inception Date	26-Sept-2022
Category	Multicap

MD & CEO	Biju John
Principal Officer	Sudheesh M
Compliance Officer	Fazal Hameed
Custodian	Orbis

PORTFOLIO PERFORMANCE



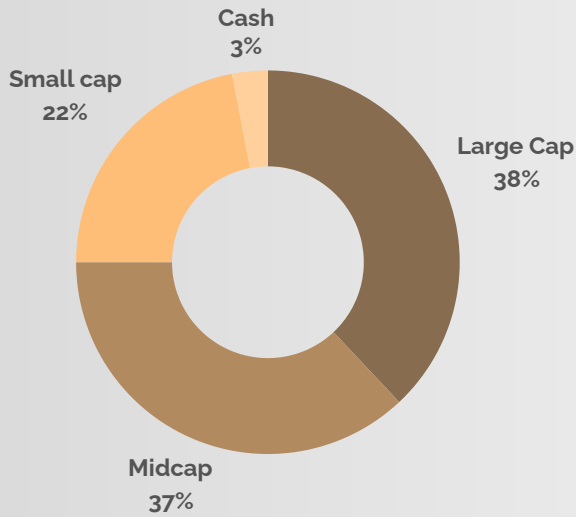
PORTFOLIO FUNDAMENTALS

Market Capitalization	2,53,584 Cr
Return on Equity	19.52 %
Price/Earnings	50.39
Price/Book Value	14.57
Dividend Yield	0.71 %

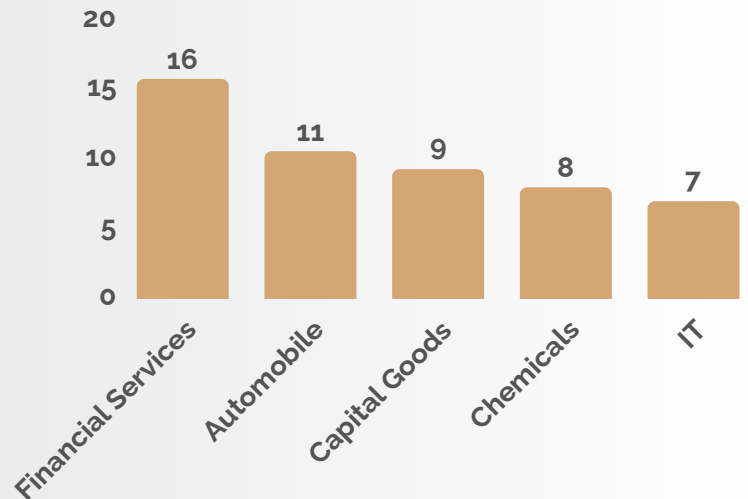
Emerging Moat

VALUE GROWTH ORIENTED FUND

ASSET ALLOCATION



SECTOR ALLOCATION



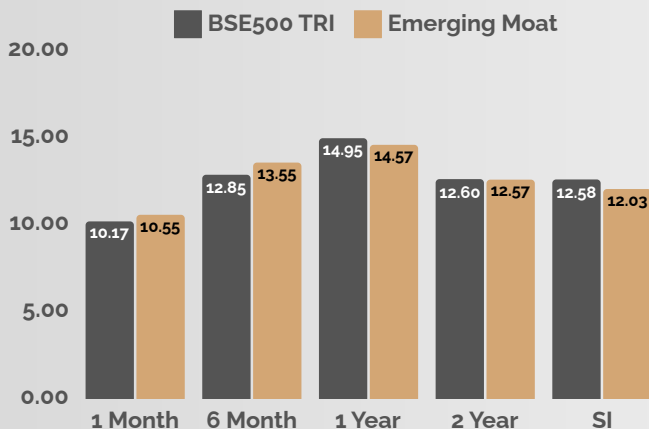
PERFORMANCE ATTRIBUTES

Alpha	24%
Beta	0.74
Sharpe Ratio	1.50
Corelation	0.80
Churn Ratio	1.40

TOP 5 HOLDINGS BY WEIGHTS

Reliance Industries Ltd	4.04%
Jupiter Wagons Ltd	3.71%
HDFC Bank Ltd	3.68%
Crisil Ltd	3.28%
Senco Gold Ltd	3.00%

MONTHLY & ANNUAL RISK



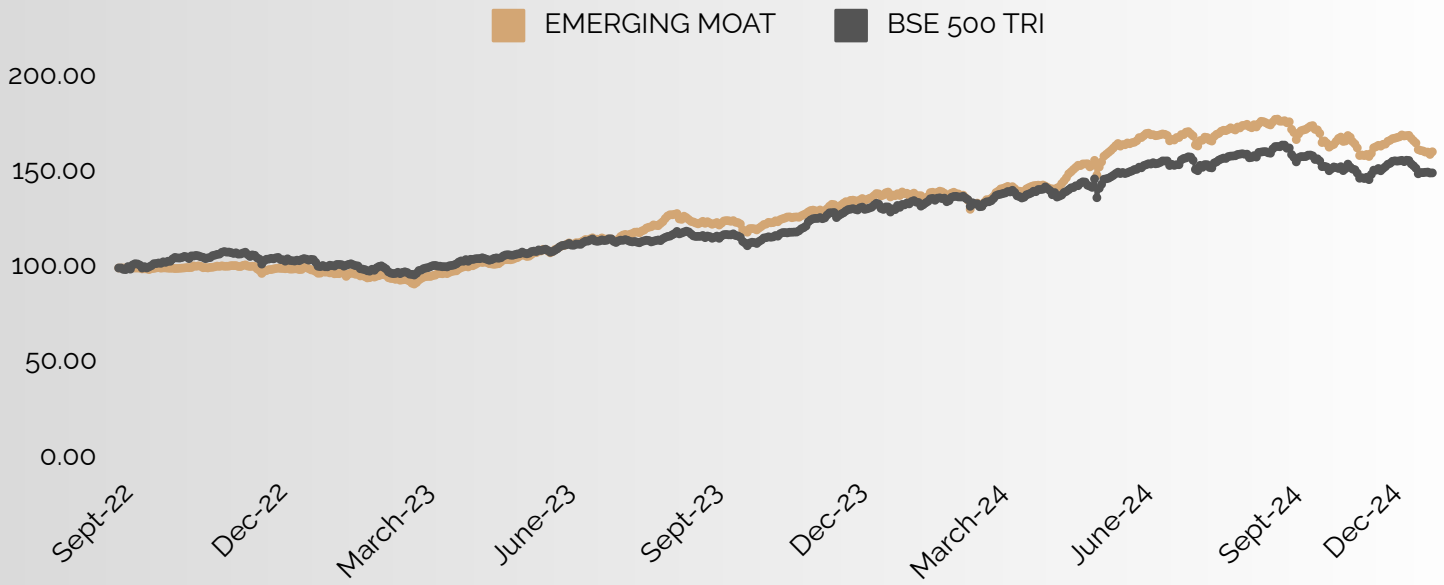
ALPHA VS SHARPE



Emerging Moat

— VALUE GROWTH ORIENTED FUND —

NAV MOVEMENT



Notes

- Returns up to 1 year are absolute & over 1 year are Compounded Annualized.
- Return Calculation Method: Time Weighted Rate of Return (TWRR).
- Investment Approach aggregate level return has been calculated after taking into account all applicable expenses & charges across client portfolios

Disclaimer

Past performance may or may not be sustained in future. Moat Financial Services Private Ltd. does not offer guaranteed or assured returns.. The above returns may be subject to charging of expenses & charges at the time of closure of books of client accounts on periodic basis. The performance related information is not verified by SEBI. All portfolio data provided above is for model portfolio. Returns & Portfolio of client wise portfolio may vary vis-à-vis as compared to Investment Approach aggregate level returns due to various factors viz. timing of investment / additional investment, timing of withdrawals, specific client mandates, variation of expenses charged & dividend income. The stocks referred above should not be construed as recommendations from Moat. The Portfolio may or may not have any present or future positions in these stocks or in any other portfolios offered by Moat. The performance of above stocks should not be construed as performance of the portfolio as the portfolio would be constituted of number of stocks having different weights and the individual stock held by the portfolio may or may not give positive returns. Securities investments are subject to market risks, please read the Disclosure Document carefully before investing.

+91 9895119714

Room No. 3-I, 3rd Floor, National Pearl Star Building,
Edappally, Kochi, Kerala ,682024

pms@moatindia.com

www.moatindia.com